
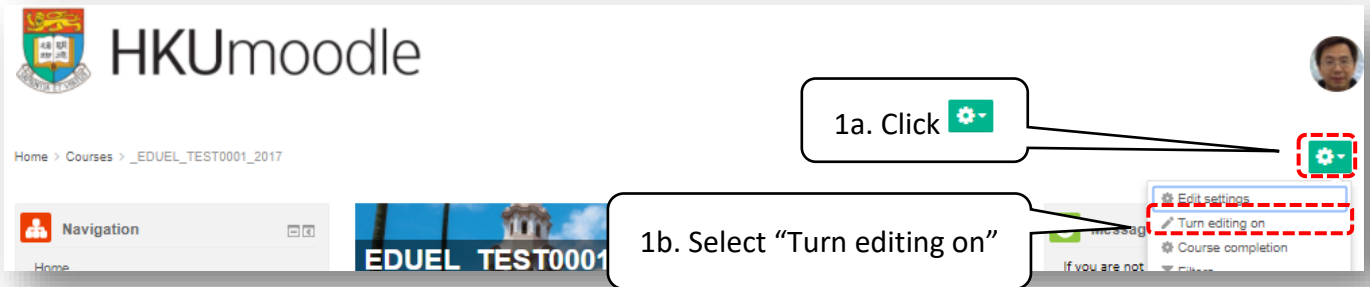
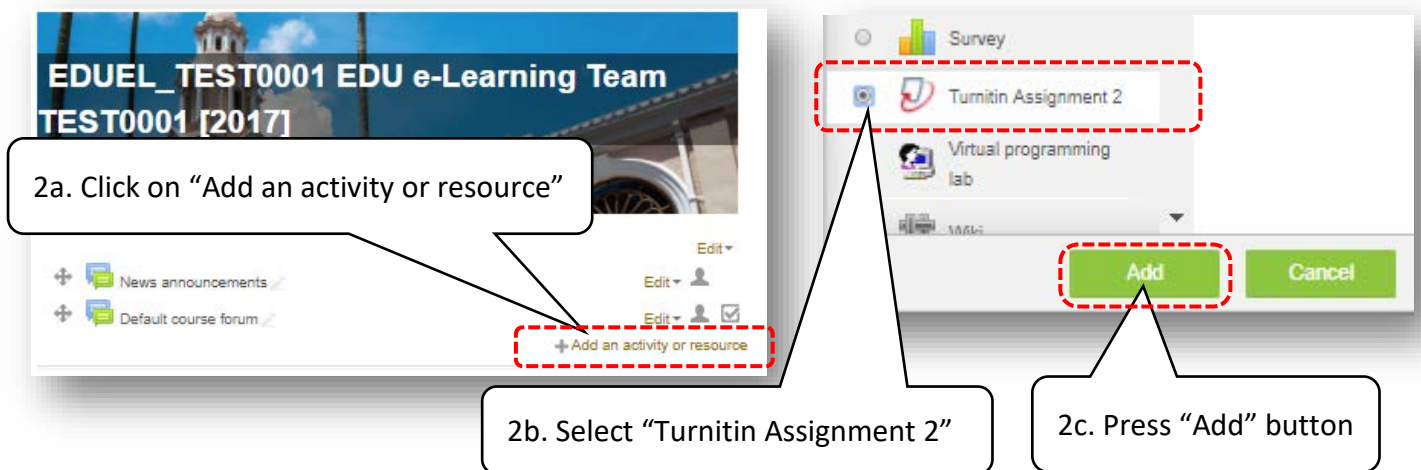


Moodle creating Turnitin assignment (based on HKU Moodle version 3.2.3)

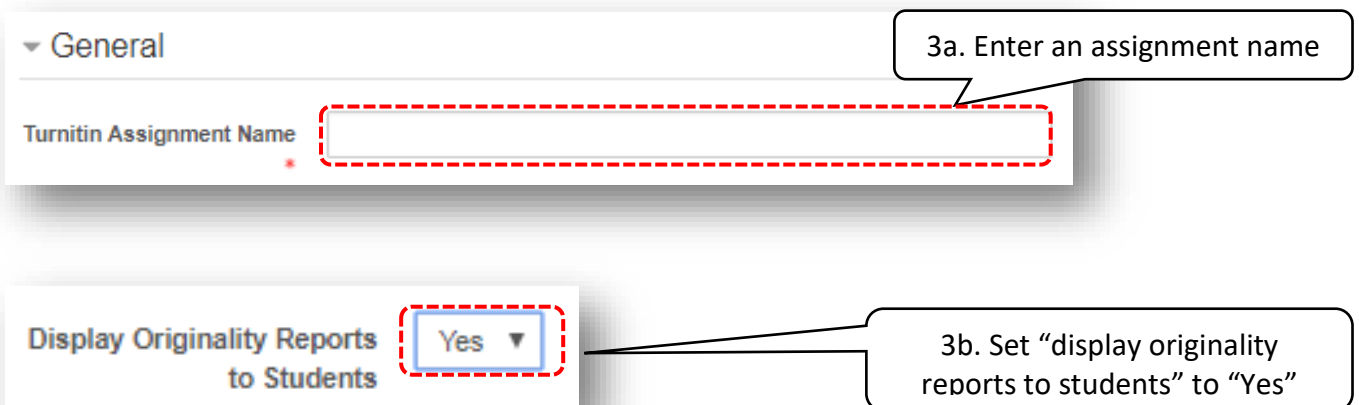
1. Login HKU Moodle from <http://moodle.hku.hk/> using your HKU Portal account. Click on the  icon at the top right corner of the screen and select "Turn editing on".



2. Click on "Add an activity or resource", select "Turnitin Assignment 2" from the popup box and press "Add".



3. Enter Turnitin assignment name and set "display originality reports to students" to "Yes" in the "General" section.



- Set "Report Generation Speed" to "Generate reports immediately (resubmissions are allowed until due date)".

▼ Originality Report Options

Allow Submissions after the Due Date

Report Generation Speed

4. Set "Report Generation Speed" to "Generate reports immediately (resubmissions are allowed until due date)"

- Click on "Save and return to course" at the bottom to add page.

6. Press "Save and return to course"