
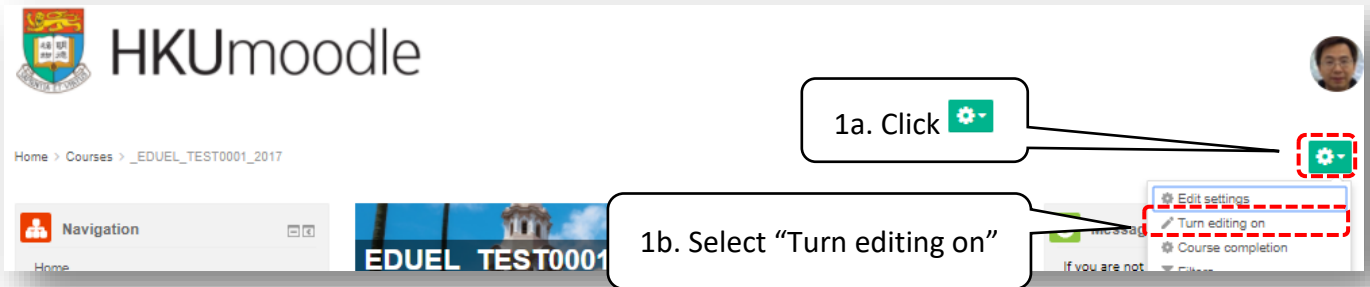

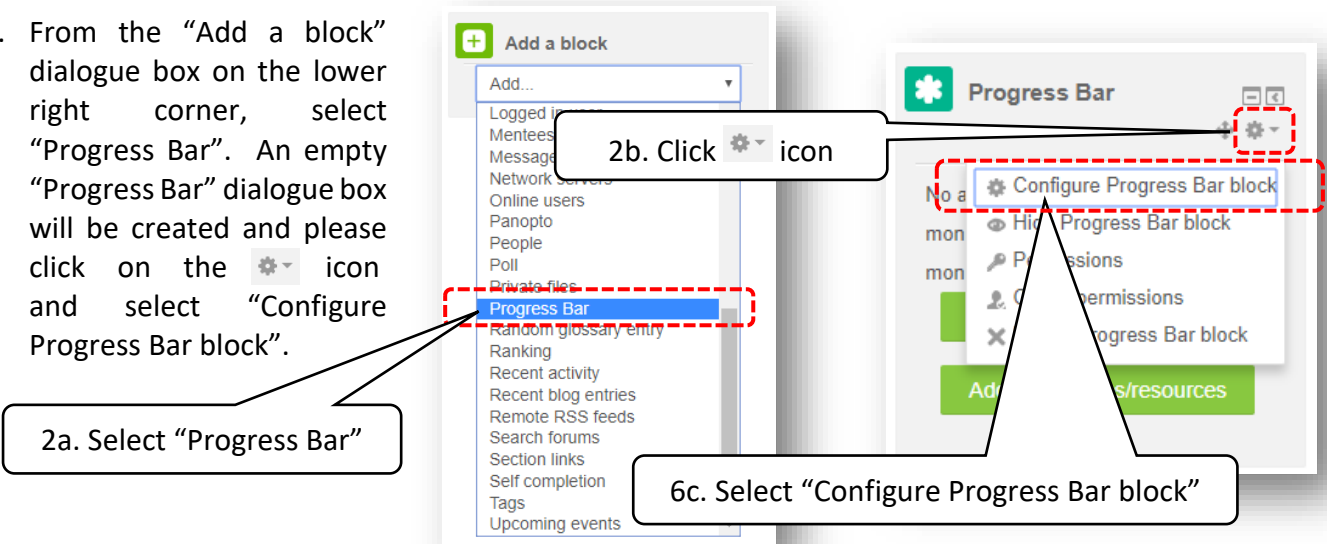


Using Moodle Progress Bar for forum discussion (based on HKU Moodle version 3.2.3)

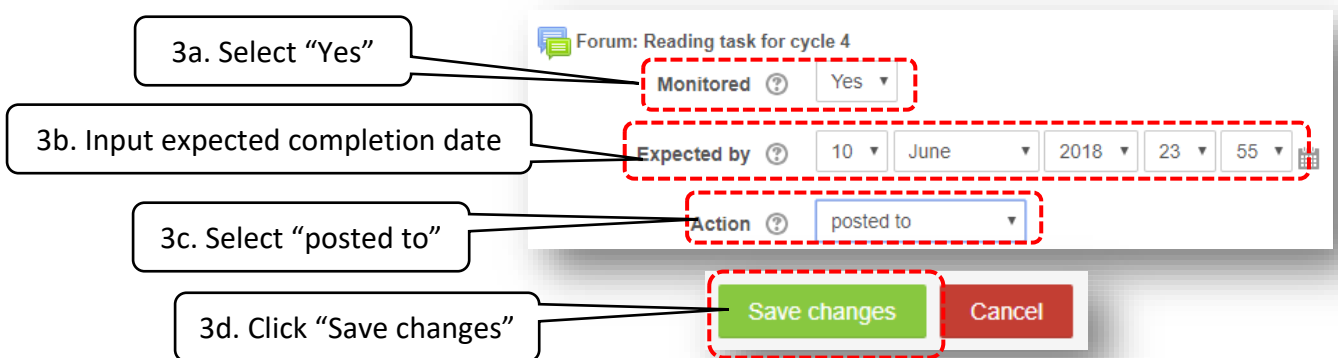
1. Please log in the HKU Moodle at <http://moodle.hku.hk/> and click on the  icon at the top right corner of the screen and select "Turn editing on".



2. From the "Add a block" dialogue box on the lower right corner, select "Progress Bar". An empty "Progress Bar" dialogue box will be created and please click on the  icon and select "Configure Progress Bar block".

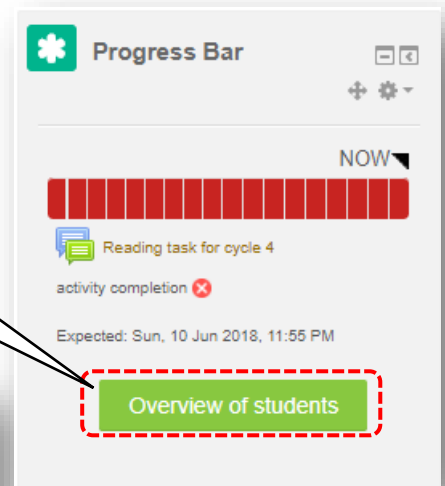


3. All activities in the course will be displayed, and you can scroll to the forum to be monitored and select "Yes" for "Monitored", put up an activity expected completion date and select "posted to" for "Action". You can configure to monitor more than one activity and therefore you can set "Monitored" to "Yes" for all forums. After that, scroll to the bottom and click "Save changes".



- Clicking on “Overview of students” from the Progress Bar, you will see the progress of students in a bar chart.

4. Click “Overview of students”



Overview of students

Role: Student

Surname / First name	Last in course	Progress Bar	Progress
[Profile Icon]	Monday, 4 June 2018, 9:58 PM	<p>Reading task for cycle 16 activity completion ✓ Expected: Sun, 10 Jun 2018, 11:55 PM</p>	94%
[Profile Icon]	Thursday, 14 June 2018, 1:02 PM	<p>Learning Tasks and Instruction activity completion ✗ Expected: Sun, 10 Jun 2018, 11:55 PM</p>	28%
[Profile Icon]	Sunday, 27 May 2018, 9:21 PM	<p>Reading task for cycle 13 activity completion ✓ Expected: Sun, 10 Jun 2018, 11:55 PM</p>	67%
[Profile Icon]	Friday, 25 May 2018, 5:49 PM	<p>Reading task for cycle 8 activity completion ✗ Expected: Sun, 10 Jun 2018, 11:55 PM</p>	22%